

NEO·GEO[®]

SERVICE
MANUAL

MV-1

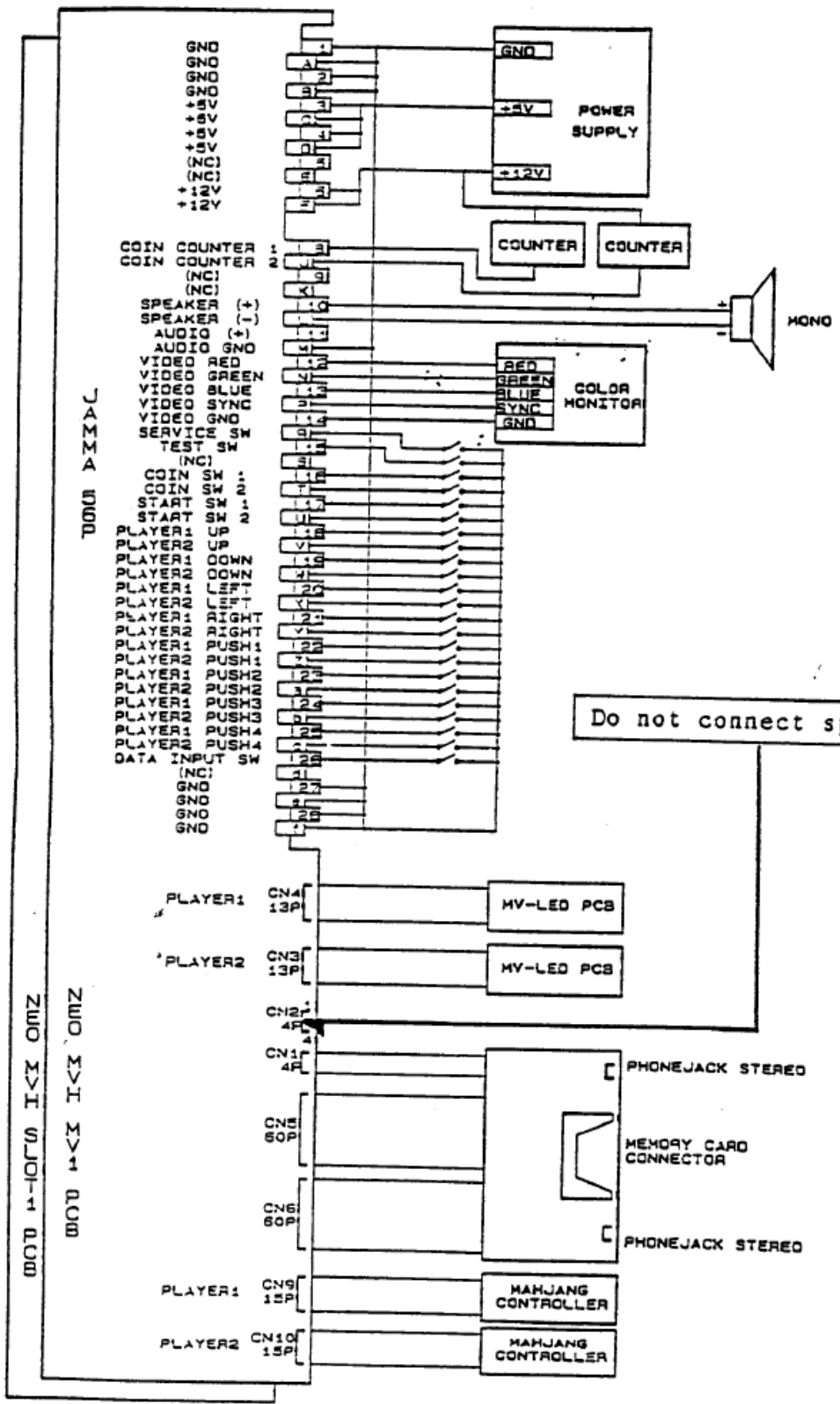


SNK

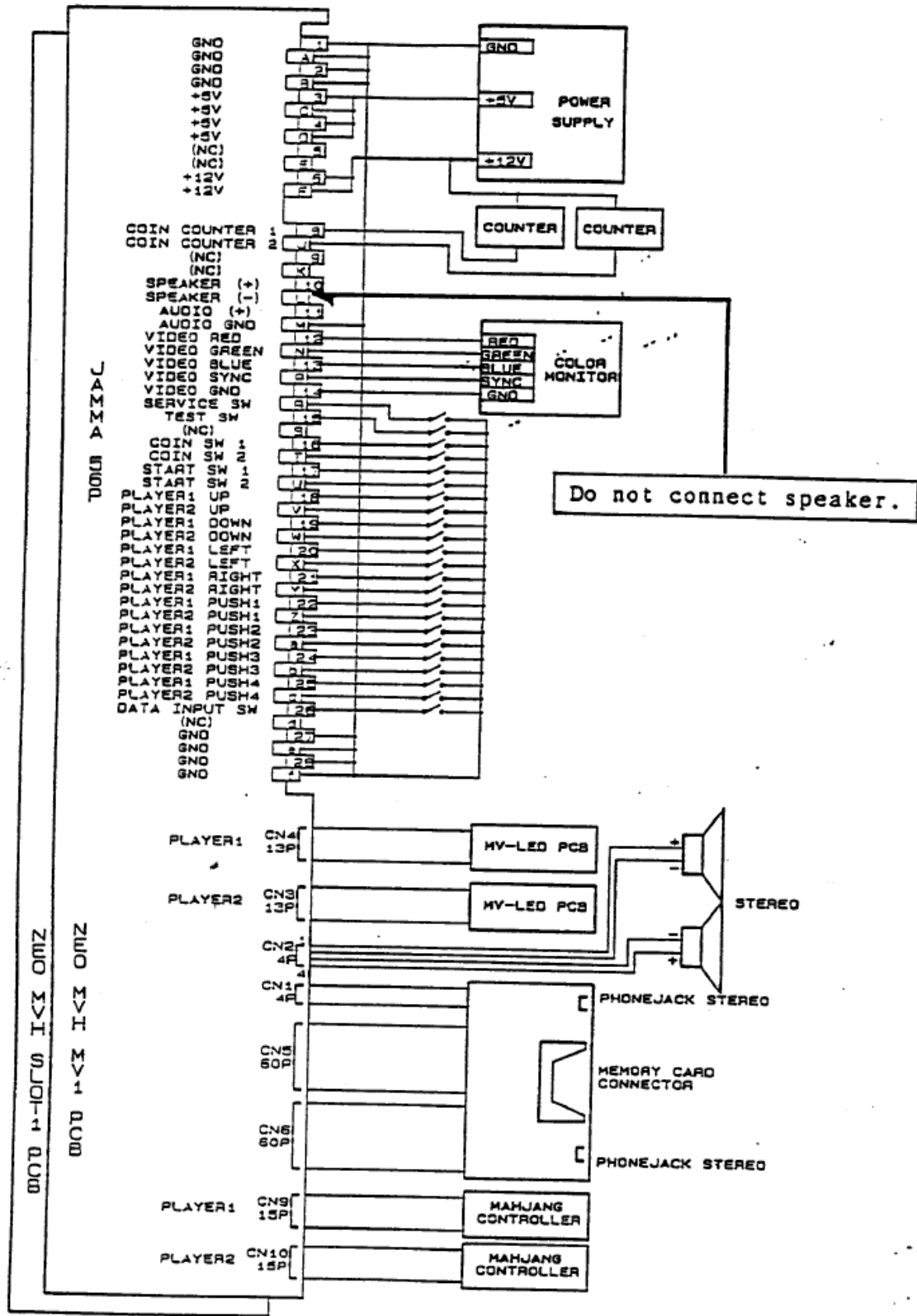
OMV1 MAIN HARNES

SOLDER SIDE	PIN #		PART SIDE
G N D	A	1	G N D
G N D	B	2	G N D
+ 5V	C	3	+ 5V
+ 5V	D	4	+ 5V
	E	5	
+ 12V	F	6	+ 12V
KEY	H	7	KEY
COIN COUNTER2	J	8	COIN COUNTER1
COIN LOCKOUT2	K	9	COIN LOCKOUT1
SPEAKER (-)	*L	10	SPEAKER (+)
AUDIO (GND)	M	11	
VIDEO GREEN	N	12	VIDEO RED
VIDEO SYNC	P	13	VIDEO BLUE
SERVICE SW	R	14	VIDEO GND
	S	15	TEST SW
COIN SW2	T	16	COIN SW1
START SW2	U	17	START SW1
2 P UP	V	18	1 P UP
2 P DOWN	W	19	1 P DOWN
2 P LEFT	X	20	1 P LEFT
2 P RIGHT	Y	21	1 P RIGHT
2 P PUSH1	Z	22	1 P PUSH1
2 P PUSH2	a	23	1 P PUSH2
2 P PUSH3	b	24	1 P PUSH3
2 P PUSH4	c	25	1 P PUSH4
	d	26	DATA INPUT SW
G N D	e	27	G N D
G N D	f	28	G N D

This is for monaural setting.



Set the switch on PCB on monaural position.



Set the switch on PCB on stereo position.